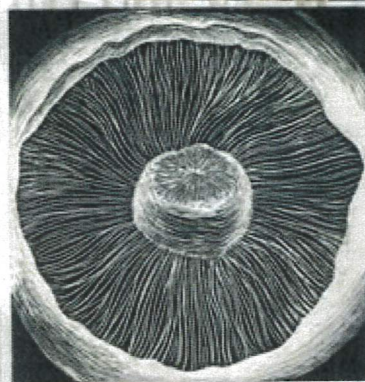


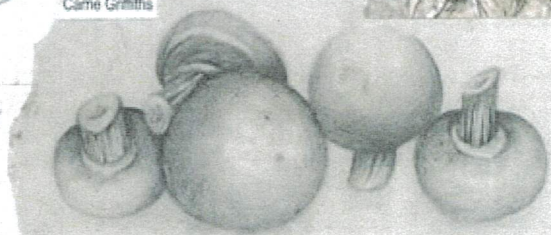
ONE
FRUIT

EIGHT
WAYS

Mushrooms



Came Griffiths





You will need:

An A2 piece of cartridge paper – collect from art before the end of summer!

A range of mediums (pencil, pen, watercolour, acrylic etc)

A range of papers (newspaper, coloured paper, sugar paper, watercolour paper)

THE TASK

Decide on one fruit / veg item to concentrate on. Experiment with 8 different ways of creating a visual response to your chosen object. Think about the following:

- Different compositions (cut in half, side view, up close)
- Different mediums (pencil, pen, paint, printing, photography)
- Different techniques (cross hatching, stippling, pointillism, expressive)




PRESENTATION

Think about the presentation of your page. You do not have to draw straight onto the A2 paper. You could do smaller outcomes on separate paper and then secure to the A2 paper.

BACKGROUNDS

Think about backgrounds that could be used to create interesting textures, newspaper, sugar paper, brown paper can all support the look and feel of your page





EXTENDED READING

DK: The Art Book: Big Ideas Simply Explained

Nelson Thornes: Art and Design Student Handbook

Weidenfield and Nicholson, London: This is Modern Art

Mitchell Beazley: The Art of Life Drawing

Watson-Guptill: The Fundamentals of Drawing

Laurence King: Sketchbooks: the Hidden Art of Designers, Illustrators and Creatives