

A Level Geography Ribston Hall High School



Welcome to the Geography Department at Ribston Hall High School

Geography is a fantastic subject which covers a wide range of skills and content. It looks at the world in which we live, the changes that have taken place and the changes that may happen in the future. Geography is relevant to your life and your world.

The Edexcel course is contemporary issues-based; it allows you to think for yourself and use your knowledge and understanding to make justified decisions.



If you want to do well at A Level, you need to be able to

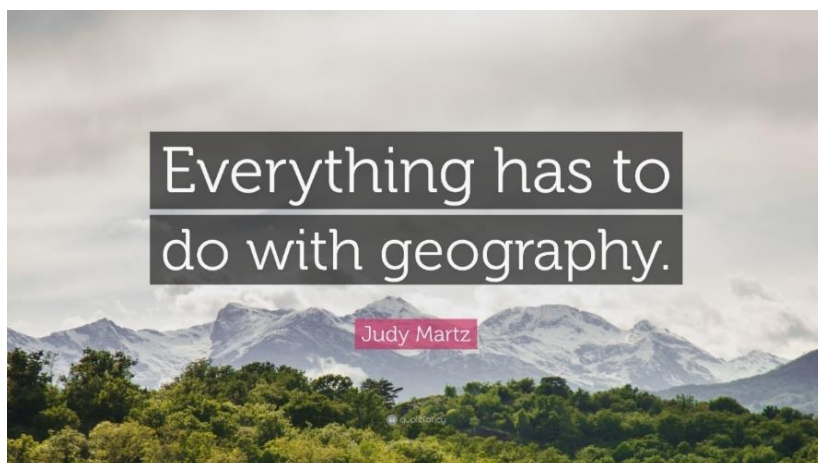
THINK LIKE A GEOGRAPHER.

To develop these skills, complete the activities in this pack, which will help you to:

- broaden your world knowledge and
- fine-tune your analytical and thinking skills.

Enjoy the tasks; we look forward to seeing you in September!

Ms. Morgenstern and Miss Mowatt



What's in the course? A Level Geography Exam Board: Edexcel (9GEO)

Teachers: Ms. Morgenstern (Physical Geography) and Miss Mowatt (Human Geography)

Overview

Paper 1 – Physical Geography. 2hrs 15 mins, 105 marks – 30%

Tectonic Processes and Hazards, Coastal Landscapes, Carbon Cycle & Energy Insecurity, Water Cycle & Water Insecurity

Paper 2 – Human Geography. 2hrs 15 mins, 105 marks – 30%

Globalisation, Regenerating Places, Superpower Geography and Migration, Identity & Sovereignty.

Paper 3 – Synoptic Paper. 2hrs 15 mins, 70 marks – 20%

Three themes of Players, Futures and Uncertainty & Attitudes and actions rooted in the core topics.

NEA – Individual investigation (coursework). 70 marks – 20%

This is a 3000 word (approx.) report, that you will produce from your own independent data collection in the UK. It can be based on ANY of the topics in the course specification.

Fieldwork - 4 days of field work to help understanding of what we studied, and to gain skills for the NEA.



WHAT DO YOU NEED TO DO BEFORE SEPTEMBER?

1. GET ORGANISED

a) Make sure you have the following essential equipment for September:

- A4 ring binders with plastic wallets and dividers and a pad of lined A4 paper.
- Fully stocked pencil case with coloured pens, highlighters, pencils, ruler, colouring pencils etc.
- Calculator




b) Print out and look through the Specification (see link below) and put it in your folder

<http://qualifications.pearson.com/en/qualifications/edexcel-a-levels/geography-2016.html#tab-teaching>

Are there any notes and case studies from your GCSE notes which will be helpful? Keep them and put them in your folder in the relevant sections!

c) Buy books to help you? There is **no need** to buy revision guides – they often miss out huge amounts of the syllabus at A level and are a waste of your money. However, exam practice books can be very useful – the one shown here is good.




2. GET THINKING

Reading widely, watching the news, listening to intelligent people analyse and discuss, and analysing and discussing things YOURSELF will help you to **THINK LIKE A GEOGRAPHER**.

a) **Journals:** Geography Review is a journal specifically aimed at A level Geographers. There are back-copies in our school library. Extra resources are also published and available online at:

<https://www.hoddereducation.co.uk/magazines/magazines-extras/geography-review-extras>

Geographical is a good **free** journal: <http://geographical.co.uk/>



b) **Newspapers:** The detailed analysis that you get in WRITTEN news articles are much more insightful than the brief news that you get when you watch the news on TV. The Guardian and The Telegraph newspapers both have good analysis and tend to have different political viewpoints to each other.

The Guardian is available free online.

c) **Podcasts:** Widen your knowledge whilst hoovering your bedroom! There are lots of great free-download podcasts that will give you a broad geographical knowledge. Two to get you started (**free download from BBC Sounds**):



Costing The Earth – Bang up-to-date geographical issues are explained and discussed in a really accessible way – from the environmental impact of global shipping, to re-introducing beavers to the UK – this is one of the BEST podcasts for becoming knowledgeable about the environment. Listen to this every week!
From Our Own Correspondent – Three BBC Correspondents from around the world tell detailed stories about how events have affected local people.

50 Things That Made the Modern Economy – Tim Harford (an economist) explains how things that we take for granted (like paper money and baby formula) totally changed the way the world works. Although most of the things are not specific to the course, the reasoning will really help you learn how to analyse in depth, and it is really interesting.



d) **YouTube Channels:** There are lots of useful channels; here are two to start with.

Wendover Productions – 10-15-minute videos about how the world works.

TED – interesting talks on pretty much everything.



tl;dr

The VERY LEAST that you need to do to prepare for the A level course:

1. **GET ORGANISED:** Shop for the things you need.

Print out the specification, put it in your new Geography folder.

2. **GET THINKING:** At least two bits of knowledge per week.

Listen to the “Costing The Earth” podcast every week and do **at least ONE** other thing from the list each week (another podcast, reading a newspaper, watching a suitable TED talk of Wendover Production video. Obviously, if you can do more than this, you will be more prepared.