



Preparation for A Level History

1. Print out the course handbook, look through it to familiarise yourself with what is in it, and put it in your folder
2. Complete the Paper 1 and Paper 2 political and chronological background tasks and timelines
3. Read the two articles and make some notes on the content.
4. Bring the handbook and all of your preparation work to your first A-Level History lesson



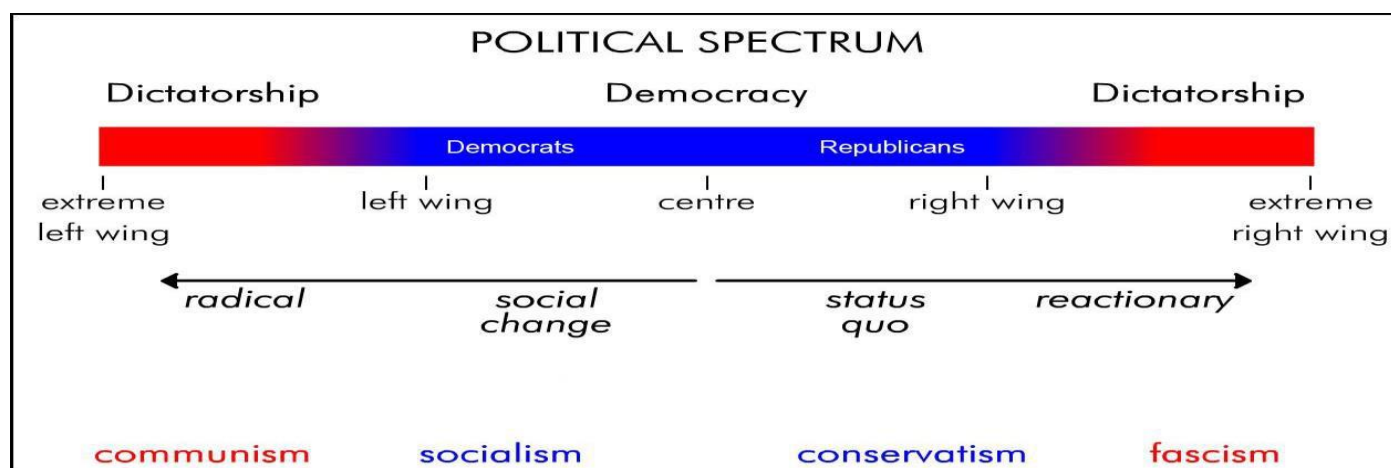
An Introduction to Edexcel A Level History: Route H, Paper 1, Britain Transformed 1918-97

“A people without the knowledge of their past history, origin and culture is like a tree without roots.”
Marcus Garvey

Introduction

As part of your A Level History course, you will be learning about the political make-up of Britain, including the ideas and policies that have shaped our society. In order to prepare you for this, you should complete some research tasks to gain a basic understanding of some key concepts and chronology.

Paper 1 Task One



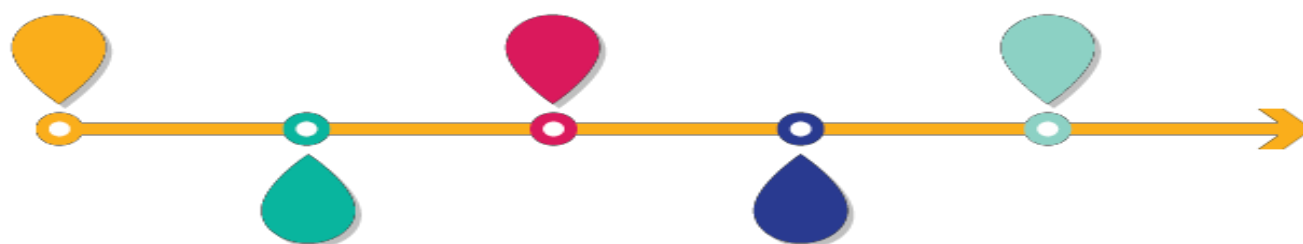
The notion of “left wing” and “right wing” ideas is something that is quite confusing for many students starting their A Levels. These are however fundamental concepts (for both the British and American aspects of the course).

Create a table that outlines the fundamental differences between left wing and right wing ideas. Once you have done this, outline how these beliefs relate to both the Conservative Party and the Labour Party. This web link may help: <https://yougov.co.uk/topics/politics/articles-reports/2019/08/14/left-wing-vs-right-wing-its-complicated>

Paper 1 Task Two

Our course encompasses 80 years of History from 1918-1997. We will be charting how British society changed in this period and we will be able to identify key themes such as politics, welfare and quality of life. To help us to place each change in context, you need to create a timeline, detailing every General Election in this period- when it took place, who became Prime Minister as a result and which political party they represented. This will be kept at the front of your folder to be used as reference point throughout the course.

<https://www.electoralcalculus.co.uk/commentary.html>



USA Conformity and Challenge, 1955-92

Introduction

As part of your A-Level History course, you will be learning about the political systems of the USA, including the ideas that have shaped policies, laws and society. In order to prepare you for this, you should complete some research tasks to gain a basic understanding of key concepts and chronology.

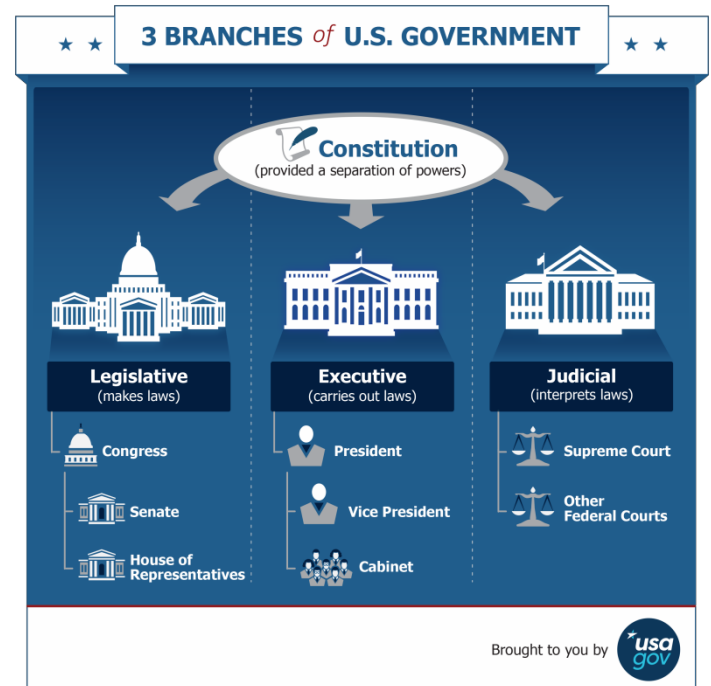
Paper 2 Task One

Use this video tutorial and webpage to research and make notes on the background to and role of the US Constitution, the Branches of the US Government – Legislative, Executive and Judicial, and the Supreme Court.

<https://www.youtube.com/watch?v=HuFR5XBYLfU>

<https://www.usa.gov/branches-of-government>

You should have around 2 pages of notes and this can include pictures/infographics.



Paper 2 Task Two

Our course encompasses 40 years of US History, from 1955-1992. We will be studying changes in American society, politics, economy and culture. To help us to place each change in context, you need to create a timeline, detailing every Presidential Election between 1950 and 1992- when it took place, who became President a result, and which political party they represented. This will be kept at the front of your folder to be used as reference point throughout the course. You should also include a picture of each president and note anything interesting or significant about the election campaign or result.

<https://www.history.com/topics/us-presidents/presidential-elections-1>

https://presidenstory.com/stat_pht.php

