

COLLABORATIVE SHORT STORY WRITING

Working in groups to write a gothic story.

Firstly, read the material and think of two friends from Ribston Hall that you want to work with to create a short story!

Secondly, get into threes and have a discussion about Stage One using Microsoft Teams chat or similar software.

Thirdly, work through Stage Two and Three and then continue to work together online until it is completed!

Thanks to Year 7 parent Mrs King for the idea!

WHAT IS THE GOTHIC GENRE?

Gothic fiction, which is largely known by the subgenre of Gothic horror, is a genre or mode of literature and film that combines fiction and horror, death, and at times romance.

- Gloomy, decaying setting (haunted houses or castles with secret passages, trapdoors, and other mysterious architecture)
- Supernatural beings or monsters (ghosts, vampires, zombies, giants)
- Curses or prophecies
- Damsels in distress and heroes
- Being alone
- Intense emotions
- Nightmares

EXAMPLES

Read these four story openings:

A Jane leaned on the railing of her apartment balcony, gazed across the shiny, blue sea of the bay, and sighed with happiness. This was going to be the perfect holiday. And best of all, there would be no more Tom.

B Heath Manor finally rose into view behind a line of dense, gloomy fir trees. The closer we got, the more it looked like a brooding monster – battered and bruised, but still menacing. A fierce wind tugged at its broken shutters.

C A sudden dark shadow swept across the bright moon, momentarily blocking out its light. Sarah stumbled against a gravestone that was leaning towards the path like a cracked and crooked tooth. An owl gave a ghostly hoot.

D 'Surrender!' boomed the voice of the Stragor commander. 'Surrender, or we will destroy your ship and all on board.' Martin Strang, leader of Solar Expedition 29, was not easily scared. He readied the stun missile tubes.

Which **two** of these are most Gothic? Briefly explain why.

FOR MORE IDEAS AND INSPIRATION, LOOK AT THESE LINKS:

- <https://www.theguardian.com/books/interactive/2014/may/09/reading-gothic-novel-pictures>
- <https://study.com/academy/lesson/gothic-novels-characteristics-examples.html>
- <https://www.youtube.com/watch?v=dPYMUnJGURl>
- <https://www.youtube.com/watch?v=ISch6Fi-q0A>

THE PLANNING

STAGE ONE

In **your groups**, decide on the following:

- setting
- characters
- brief idea of plot

USE Slide 7 as a planning sheet

STAGE TWO

Individually, split the characters up to develop more detail

Take one section of the story each to bullet point ideas

Use Slide 8 as a planning sheet

STAGE THREE

Come together and begin to decide on how your final story will look. Once you've done that, head over to Slide 9 to look at how to start drafting your story.

PLANNING SHEET 1

SETTING

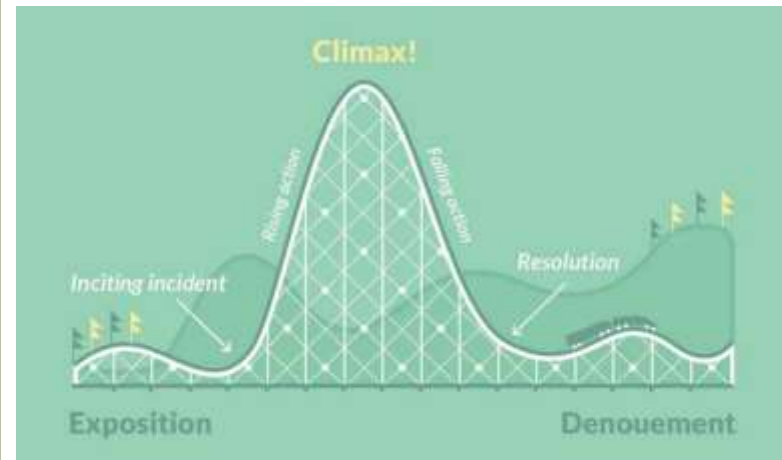
Consider your setting carefully as it needs to complement the gothic genre. Will your story be set in the same place for the whole story? Or will you move around? If you choose a spooky castle, for example, which rooms will the story take place in? Also consider the country and geographical location

CHARACTERS

In a short story, it's important not to introduce too many characters. Stick to 3-4. Consider whether one of these will be a supernatural figure. Try to avoid clichés like a scared school girl. How can you make your characters unique? Could you reverse stereotypes?

BRIEF PLOT

The best short stories have simple plot lines, you don't want to confuse your reader. Aim to have a story arc.



PLANNING SHEET 2

CHARACTER– think about the following information:

Name

Physical appearance

Age/Gender

Adjectives to describe them

Likes/dislikes

Relationships with others

Hobbies

Response to difficult situation

PLOT– think about the following information:

Exposition– or setting the scene. How will you introduce your scene to the reader? What about the characters?

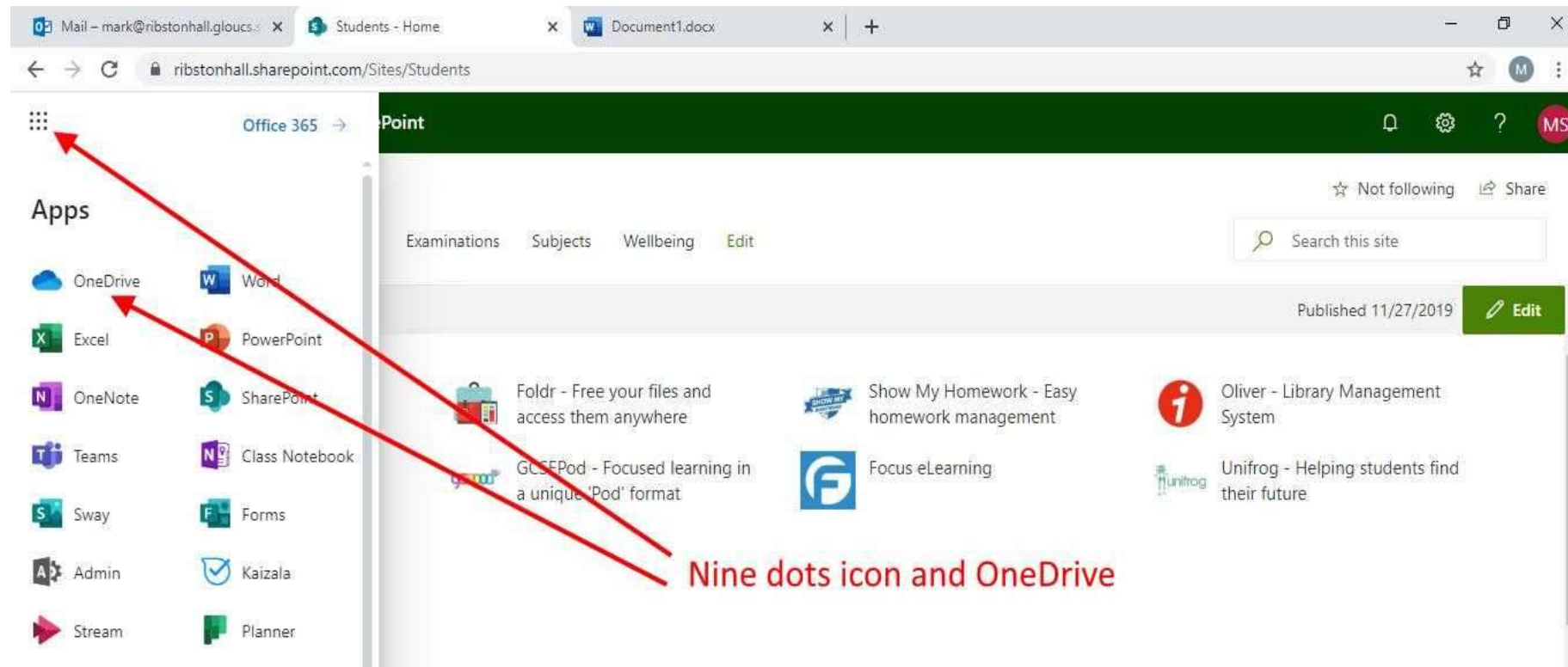
Rising action– how will you build tension/suspense? What problems will arise?

Climax– how will your story peak?

Denouement/resolution– what happens as a result of the climax?

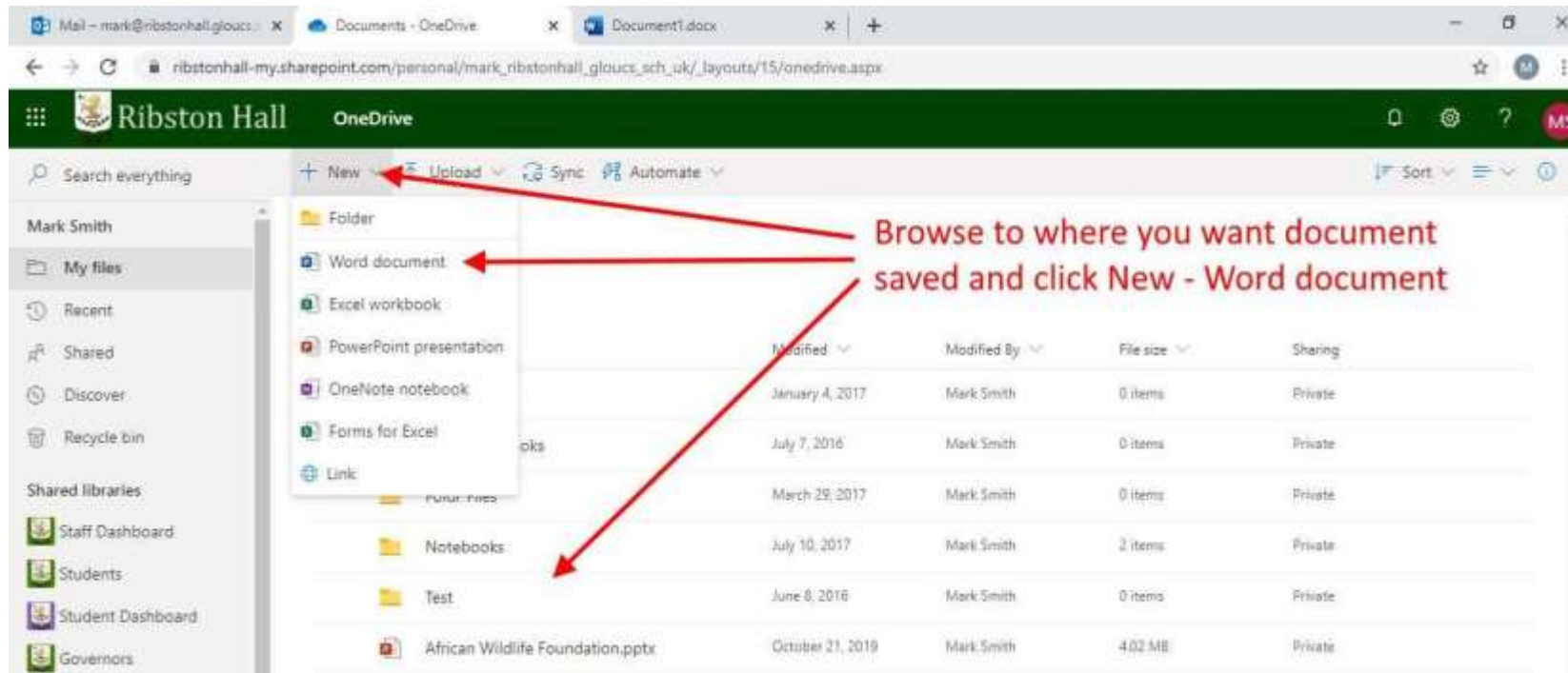
YOU WILL BE CREATING YOUR STORY IN A DOCUMENT YOU CAN ALL WORK ON TOGETHER

- Find OneDrive on the School Dashboard



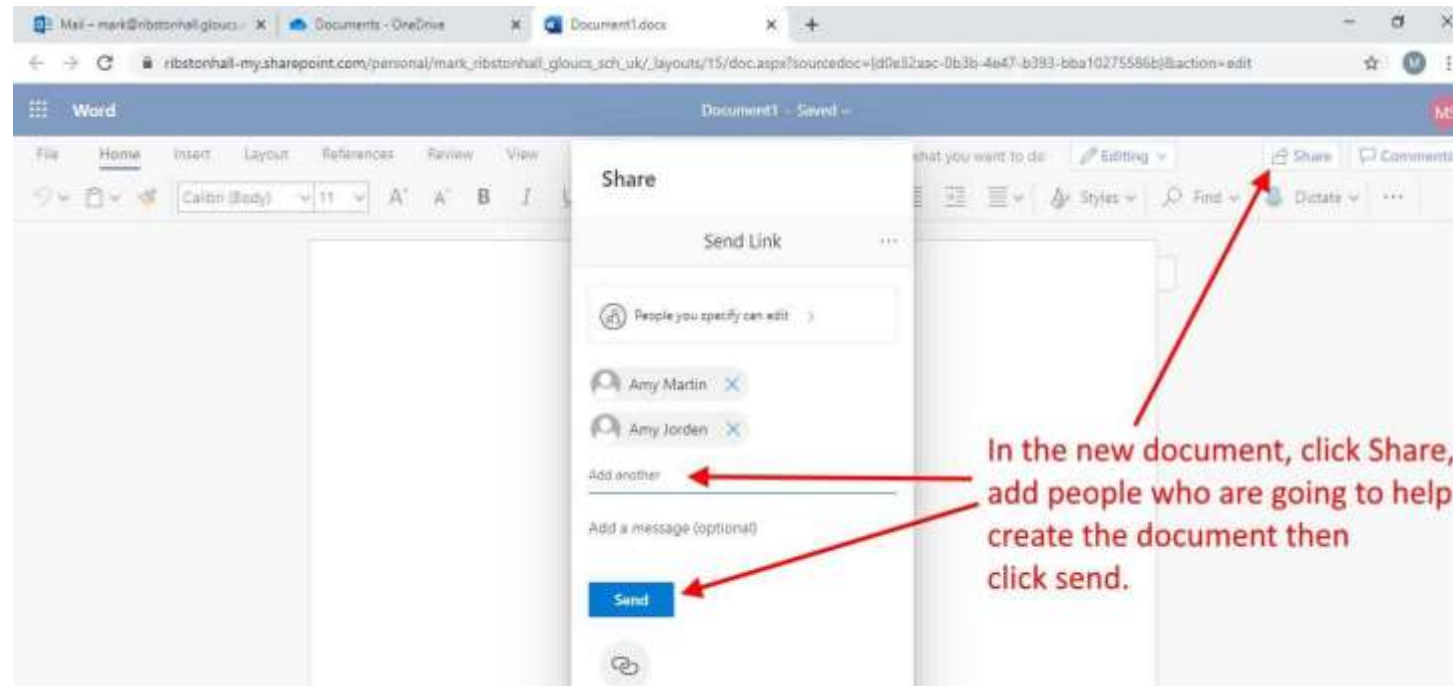
YOU WILL BE CREATING YOUR STORY IN A DOCUMENT YOU CAN ALL WORK ON TOGETHER

- Choose where it will be saved and create a new Word Document



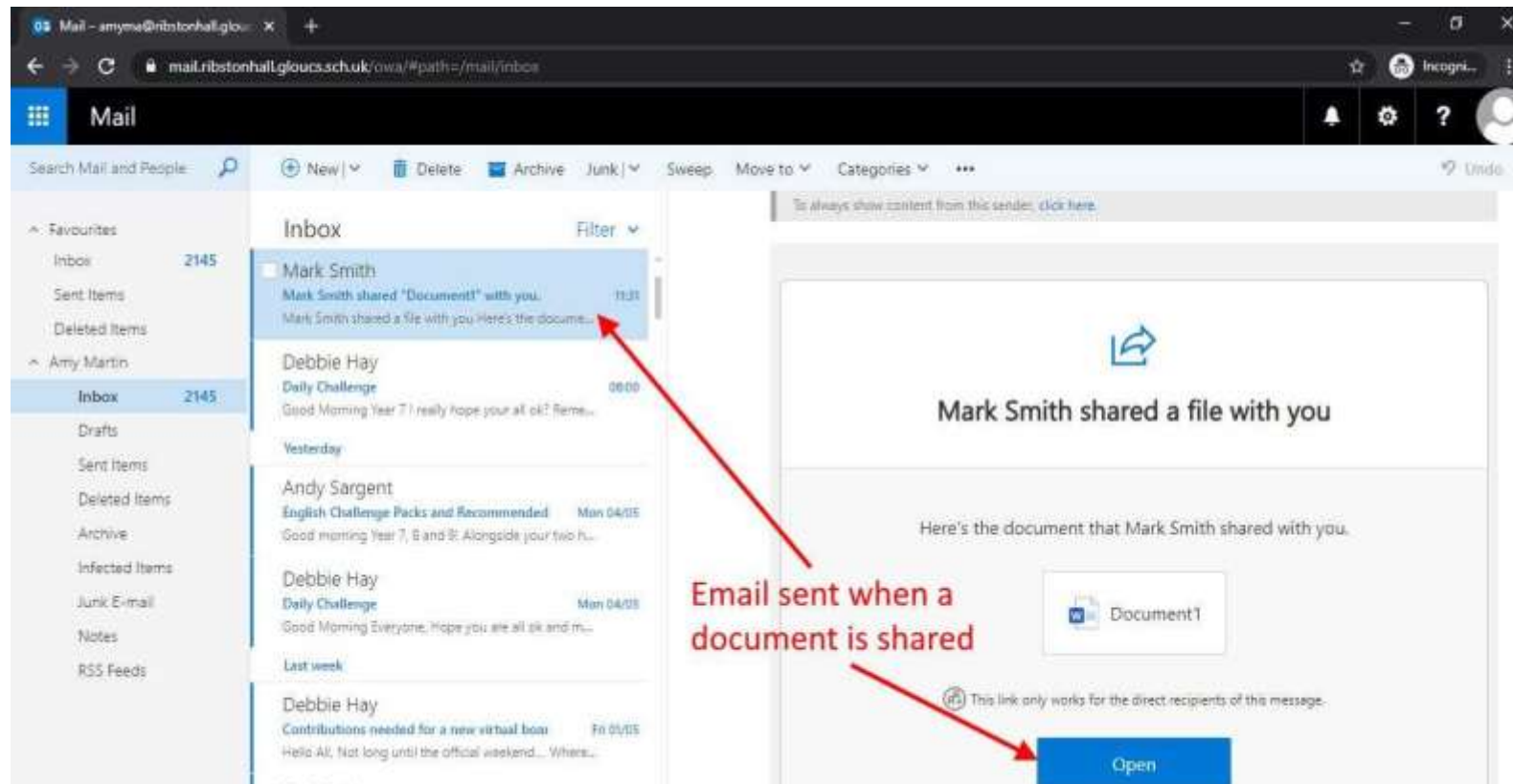
YOU WILL BE CREATING YOUR STORY IN A DOCUMENT YOU CAN ALL WORK ON TOGETHER

- Type in the email address of to share it with the people you are working with. This will send them an email



YOU WILL BE CREATING YOUR STORY IN A DOCUMENT YOU CAN ALL WORK ON TOGETHER

- Open the email, and you're ready to go!



LAST BITS OF INFORMATION...

- You should aim to write no more than 2 sides of A4 between all of you
- You should proof read each other's work for SPaG
- You must submit by 1st September 2020 to aps@ribstonhall.gloucs.sch.uk
- You need to produce a suitable and engaging title
- If you have time, feel free to create a cover for your story or a blurb!
- There will be a prize for the winning team!

